

# Easily Eye Catching... A CONTAINER ARTICLE

By J. E. Betzler, C.H.T., GARDENWORKS Granville store manager

**Today's active lifestyles, accompanied by demands for excellence, are challenging.** For busy folks with hectic lives, low maintenance and uninterrupted loveliness are key factors when planning a front door feature. Evergreen shrubs, frequently overlooked for container planting, are prime candidates for celebrating the entrance to your home with impressive, eye-catching planters.

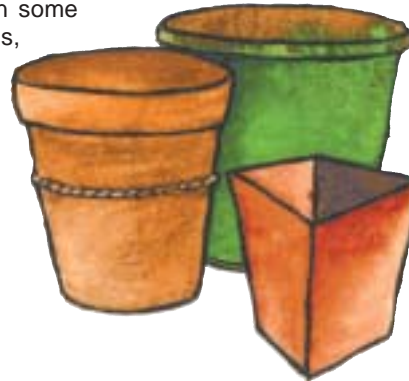
Compact forms of *Nandina* (heavenly bamboo) are perfect for a front porch planter in sun or part shade. 'Gulf Stream', with striking bronze-green foliage that changes to vibrant red in fall, and 'Moon Bay', with bright lime-green leaves progressing to brilliant red for fall, are two exceptional varieties of this undemanding and visually rewarding shrub. Their fernlike leaves resembling bamboo make an attractive accent in a floral bouquet. Water moderately, prune simply for shape and size and fertilize periodically, and your nandina will be impressing passersby all year long.

Another versatile and easy to grow evergreen shrub that makes an eye-catching container planting is rainbow leucothoe. Brilliant red stems accent elegant, bronze, lance-shaped leaves that melt into golds and greens—creating the rainbow effect it's named for. Growing to 1.2 to 1.5 metres (4 to 5 feet) in shade to part shade, it offers drooping clusters of white flowers in spring that also

make striking additions to floral arrangements. (Note that the leaves and nectar are poisonous).

Pieris is a well-known evergreen shrub that provides enduring visual pleasure. Dwarf varieties are especially well suited to planters. The beautiful green 'Debutante' sports prolific, upright clusters of white flowers and grows to a height of 90 cm (3 feet). 'Little Heath' achieves a height of 1.2 metres (4 feet) and is especially notable for bronze-red new growth that turns green edged in white once mature. Pink buds that develop into white flowers accentuate the pretty variegated leaves in spring.

Alone, any one of these delightful shrubs in an attractive container is a splendid front door sentinel. For variety and seasonal interest, tuck in some colour, such as impatiens, pansies or lobelia, along with an herb or two for fragrance. Voila—you've created a masterpiece that demands little more than regular watering, and frequent admiration.



## GARDENWORKS Ten great garden centres serving you in B.C.

**NORTH BURNABY HEAD OFFICE**  
6250 Lougheed Highway  
Burnaby V5B 2Z9  
(604)299-0621

**NORTH VANCOUVER EDGEMONT**  
3147 Woodbine Drive  
North Vancouver V7R 2S3  
(604)980-6340

**NORTH VANCOUVER CAPILANO**  
705 West 3rd Street  
North Vancouver V7M 3E3  
(604)988-8082

**SOUTH SURREY OCEAN PARK**  
2124 - 128th Street  
Surrey V4A 3V6  
(604)535-8853

**MISSION**  
32270 Lougheed Highway  
Mission V2V 1A4  
(604)826-9112

**MANDEVILLE**  
4746 Marine Drive  
Burnaby V5J 3G6  
(604)434-4111


**VANCOUVER**  
8697 Granville Street  
Vancouver V6P 5A3  
(604)266-9313

**SAANICH**  
4290 Blenkinsop Road  
Victoria V8X 2C4  
(250)721-2140

**OAK BAY**  
1916 Oak Bay Avenue  
Victoria V8R 1C7  
(250)595-4200

**COLWOOD**  
1859 Island Highway  
Colwood V8B 1J3  
(250)478-2078

**GARDENNOTES™**  
GARDENWORKS  
6250 Lougheed Highway  
Burnaby, B.C.  
V5B 2Z9



# GARDENWORKS™ GARDENNOTES™

Issue #70 • Spring 2005 • An Information Newsletter For Valued Customers

## Spring is Here!

- eye-catching containers
- dry-weather perennials
- staff plant picks
- new & improved plants & MORE...



We have everything to make your garden work. We take pride in the quality plants and products we sell. GARDENWORKS guarantees success in your garden.

• visit us online at [www.gardenworks.ca](http://www.gardenworks.ca) •

**12**  
pages of  
garden  
inspiration!

# Dear Gardeners

A LETTER FROM JOHN

## New & improved...

This spring has been a very busy time for all of us at GARDENWORKS. Not only have we been preparing for the busiest time of the year, but there has been a lot of additional activity and excitement. It's been just over three months

since we added Mandeville Gardens to the GARDENWORKS family, and we have also been hard at work expanding and improving our stores in Oak Bay and on Granville Street in Vancouver.

At Oak Bay, we have almost doubled the outside sales area and added a new "outdoor living" area with an extensive range of products to enhance your garden and patio – more furniture, plant containers and decorative accessories. The additional outside space also accommodates a much wider array of shade-loving perennials and shrubs.

On Granville Street, an extensive renovation of the inside selling space is designed to make your shopping more

enjoyable and comfortable. This project will continue later in summer.

The other new offering we have for our regular customers this spring is our own frequent-shopper program – The Ardent Gardener. This customer loyalty program was patterned after the successful one at Mandeville Gardens – enhanced and expanded to all the GARDENWORKS stores. Visit your nearest store to pick up information and enrol this week. The small cost of enrolment is more than offset by the package of money-saving offers you will receive when you sign up. With the program, you accumulate points with every purchase that you will be able to redeem for savings throughout the year. In addition, you will be the first to know of special events and activities that take place in our garden centres.

We are pleased to bring you another edition of our newsletter, filled with ideas and information to help create the garden of your dreams, a lovely lawn or a fabulous outdoor living space.

Read and enjoy – and good luck in your gardens!

John Zaplatynsky,  
President, GARDENWORKS




## Sunrise to Sunset Sale - June 18

**MARK YOUR CALENDARS FOR SATURDAY, JUNE 18,** the day of our largest one-day sale event – the Sunrise to Sunset Sale. This year marks our fourth annual Sunrise to Sunset Sale and regular customers know it is a time to make those large garden purchases – trees, pottery, garden furniture, or any other item you might need to fill in the empty spaces in your garden.

That's right – we open at sunrise and don't close until sunset, and during that time everything in all of our stores is on sale for 30% off ticketed prices. That's **30% off the regular prices or 30% off the already marked-down price.**

Best of all, this is not a clearance of old merchandise. All our regular quality garden plants and supplies are on sale, and we make special purchases of bedding plants, perennials, trees and shrubs for that day. We make sure our shelves are fully stocked with garden tools, fertilizers, soils, garden statuary and other decorative items.

Watch your community newspaper or the *Victoria Times-Colonist* on Wednesday, June 15, for the ad announcing the event, or call your nearest GARDENWORKS store. Sorry, no merchandise holds or special orders. The 30% sale discount applies only to merchandise in stock that day – **June 18, the longest day of the year and the best sale of the year.**



# Clinics & Events



## AT GARDENWORKS

### Storewide Clinics

These three clinics are held on the following Saturdays at all GARDENWORKS locations. Clinics start at 11 a.m. except for Edgemont which starts at noon, and North Burnaby which starts at 1 p.m.

### Hanging Basket Preparation

Saturday, May 14

### Container Gardening

Saturday, May 21

### Water Gardens

Saturday, June 11

### Edgemont Clinics

**Spring lawn Care**  
Saturday, April 30, at 12 noon  
Spring has sprung, the grass has risen, now what?!

**Hanging Basket Prep 101**  
Saturday, May 14, at 12 noon  
For those who weren't quite ready in April! It's never too late.

**Container Gardening**  
Saturday, May 21, at 12 noon  
Now we can focus on what is hot for the summer months to come.

**Water gardening**  
Saturday, June 11, at 12 noon  
Cool down with your own little water garden. We'll show you some great plants that love to get their feet wet.

### North Burnaby Clinics

**Mother's Day Gift - Dad, bring your kids!**  
Saturday, May 7, at 2 p.m.  
They'll hand-paint a terra cotta container, and pot it up with a flower. Approx. cost of materials \$10.

**Gardening with Tropicals**  
Saturday, May 14, at 10 a.m.  
Learn about planting and caring for tropical plants in the garden. We'll also discuss lifting and storing for the winter.

**Vertical Gardening**  
Saturday, May 14, at 2 p.m.  
Increase your gardening space! We'll demonstrate how to plant wall baskets, fence planters, obelisks and trellises.

### Blenkinsop Clinics

**Native Plant Gardening**  
Saturday, April 30, 11 a.m.  
Join our expert as we show you how to create a native plant garden.

**Master Gardeners**  
Saturday, May 7, 10-4 pm  
Bring in your queries for the masters to solve. They will be glad to help!

**Saturday, May 14, 11 a.m.**  
**Hanging Baskets**  
We'll show just how easy these beauties can be.

**Saturday, May 21, 11 a.m.**  
**Container Gardening**  
Expert Carmen Varcoe combines hot new plants in our hot new containers!

**Saturday, May 28, 11 a.m. T.B.A.**  
**Basil - The King of Herbs**  
Sunday, May 29, 11 a.m.

Lynda Dowling of Happy Valley Herb Farm reveals the heart of this must-have herb.

**Lavender: Queen of the Summer Garden**  
Saturday, June 4, 11a.m.  
Lynda Dowling shares her love of lavender, planting ideas and recipes.

**Beautiful Bamboo**  
Sunday, June 5, 11 a.m.  
Heide Hermary, member of the American Bamboo Society, discusses this wonderful and useful garden plant.

**Water Gardening**  
Saturday, June 11, 11 a.m.  
Join John Satchwell of Applied Aquatic Concepts as he flows through the motions of water gardening.

**Create a Succulent Garden**  
Saturday, June 18, 11 a.m.  
We'll show you how to create a funky, low-maintenance container garden with these very interesting plants.

**What Is Organic Gardening?**  
Saturday, June 25, 11 a.m.  
Organic gardening is on the rise! Heide Hermary addresses this important topic in gardening today.

### N. Burnaby Hands-on Clinics

**Pre-registration is required**  
Thursday classes begin at 6:30 p.m., Saturday classes at 10 a.m. For more information contact Susan at (604) 299-0621 or e-mail [sware@gardenworks.ca](mailto:sware@gardenworks.ca).

**Outdoor Décor- Rustic Chair Planter**  
Thursday, April 28  
You'll plant up the seat of this charming rustic chair with annuals and perennials. Approx. cost \$80.

**How To Make A Flower Press (Part 1)**  
Saturday April 30 A 2 part workshop  
We'll make a flower press and learn how to collect, cut and condition flowers for pressing. Approx. cost \$40.

**Pot-o-Pasta Sauce**  
Thursday, May 5 (bring gloves & pruners)  
Plant a 3-tiered container with herbs for pasta sauces. Approx. cost \$65.

**Mother's Day Gift Basket**  
Saturday, May 7  
Create a gift basket designed for the mother who loves to garden. Full of great gardener's gifts. Approx. cost \$65.

**Tropical Hanging Basket**  
Thursday, May 12  
Plant a lush tropical paradise with bright, bold, exotic large-leaf tropical plants. Approx. cost \$60.

**Basic Ikebana**  
Thursday, May 19 (bring a floral knife)  
Learn the basics of Ikebana from Lyn Trotter. Approx. cost \$65.

**Edible Flowers and Their Many Uses**  
Saturday, May 21 (bring gloves & pruners)  
Learn which flowers are edible and plant up a container! Approx. cost \$55.


**Feng Shui Flower Arranging**  
Thursday, May 26 (bring a floral knife & pruners)  
Learn basic Feng Shui principles and create a beautiful tropical floral arrangement. Approx. cost \$65.

**Pressed Flower Botanical Art (Part 2)**  
Saturday, May 28  
Bring in the flowers you pressed and learn how to make greeting cards, framed botanicals, mosaics and sun catchers. Approx. cost \$35.



## THE DRY SUMMER

By Jennifer Jones, GARDENWORKS Capilano



Top row, left to right: *Sedum* 'Mediovariegatum', courtesy Skagit gardens; *Euphorbia myrsinites*, courtesy Valleybrook Perennials; *Heuchera* 'Stormy Seas', courtesy Proven Winners. Bottom row, left to right: *Stachys* 'Big Ears', courtesy Valleybrook Perennials; *Heuchera* 'Green Spice', courtesy Proven Winners; *Sedum* 'Neon', courtesy Skagit Gardens.

In these times of strange weather patterns (think back to January and February), gardeners need to adapt to the new reality of hotter and drier summers. Water restrictions and water meters are the inevitable result, and we would be foolish not to recognize the importance of changing our habits accordingly.

One way of assisting in water conservation is by choosing the best site for every plant. Take the time to assess the microclimate of the space you are filling – the light, drainage and exposure. Armed with this knowledge, come and visit us at the nursery, and we will be happy to guide you in your quest. I guarantee you that this simple step will make all the difference down the road—with a happy, healthy plant that won't need extra maintenance just to survive.

If your site is in full sun with sharp drainage, think Mediterranean: **lavenders, salvias, grasses** and **sedums**. Specialties to look for are *Perovskia* (Russian sage), *Delosperma cooperi* (hardy ice plant), *Stachys* 'Primrose Heron' or 'Big Ears' (lamb's ears) and *Euphorbia myrsinites* (donkey-tail spurge). The wonderful thing is they thrive on neglect, a comforting thought while you are away sipping margaritas in the Gulf Islands!

I find that most of the drought-tolerant plants have "strong bones" and add a lot of architectural interest to any garden. Grasses command much greater respect now and there

are so many beautiful ones to choose from. *Pennisetum* 'Rubrum' seems to be everyone's favourite – even though it is too tender to survive our winters (so far!). *Miscanthus* is always a crowd pleaser, and *M. 'Strictus'* makes a bold statement. **Grasses** look wonderful in pots and containers, making a perfect foil for flowering annuals.

A favourite perennial in my garden last year was *Heuchera* 'Stormy Seas'. I planted it at the front of the border and it grew to be a monster in one season. With the setting sun behind its tall fronds of long-lasting flowers, it seemed to be on fire—very satisfying.

I was equally thrilled with *Heuchera* 'Green Spice', again planted at the edge of a bed but in a somewhat shadier location. The heuchera family has grown in the last few years, so watch out for some of the newer varieties. A word of caution, though—they are addictive! If new and different is your thing, keep an eye out for this year's echinaceas as well. The yellow and orange ones are really stunning (see page 3 "Staff Plant Picks" for more).

There is a new product on the market worth mentioning. **Superflow** from RainGrow is an organic product that is supposed to reduce the need for watering and improve the effectiveness of liquid fertilizers. We have had rave reviews from growers who have tried it. Look for it with the organic fertilizers and let us know what you think.

# what to do in the garden...

*Potentilla*, should be fertilized now to encourage strong branching and lots of flower buds. Amend the soil around each shrub with a top-dressing of compost or mushroom manure and fertilize with **GARDENWORKS 6-8-6 All Purpose Fertilizer**.

In May, the roses should be coming into full bloom. Fertilize with **GARDENWORKS 6-12-16 Rose Food** and water regularly. Remove dead flowers and suckers below the graft line. Watch for aphids, which can be treated early with a strong spray of water to blow them off, or a soft spray of **Safer's Insecticidal Soap™**. You may also want to try the new **Safer's 3 in 1™**, a combination of **Defender™** fungicide spray and **End-All™** insecticide in one bottle.

## Bedding Plants

With our changeable climate we can almost have all four seasons in one day. So when can we safely plant out our bedding plants?

It is difficult to estimate when our last frost will occur, but most gardeners here on the coast agree that mid-May is a safe time to plant out tender summer annuals such as petunias, impatiens and marigolds. We sell summer annuals in many sizes, and some of the most popular are in bedding packs with 4 to 8 plants per container. These plants should be split up and planted, as opposed to planting them all in a clump. Remove the plants from the pack and split them gently, using your fingers. Place the plantlets in planting holes and firm up the soil around the plant. Water well and enjoy!

## Perennials

Spring is an excellent time to plant perennials, but be sure to plan your blooming times. It is easy to become overwhelmed with all the beautiful perennials that are blooming at this time of year. Just remember to leave some space for a summer and autumn show later on. Check perennial borders for winterkill, and decide on replacements. If a plant was borderline hardy, you may want to try a different plant. If you want to try the plant again, put it in a warmer spot and mulch in winter for extra frost protection.

Feed the soil and it will feed the plant. Amend the soil around perennials by digging in compost or well-rotted manure and raking it in gently. Sprinkle **GARDENWORKS 6-8-6 All Purpose fertilizer** around each plant, or choose from our selection of organic amendments such as **Sea Soil** or **Keefer's West Coast Soil Energizer**.

## Bulbs

April is also a great month to check out our selection of perennial and annual bulbs, roots and tubers. Many of them can be planted in April, but others, such as dahlias and gladiolas, should be planted in May. Be sure to read the plant information carefully before planting. **GARDENWORKS** is offering a few new bulb selections this year that you may find appealing. **Trilliums, bloodroots** and **Virginia bluebells** are now available for that wild shaded woodland you have always wanted to have! If we don't have the bulbs you want in stock, they will soon arrive as a potted perennial, so come in and check them out.

## Lawn Care

Grass needs a good 6 to 8 hours of hot full sun in order to thrive and grow thick and green. It may not be the best choice for our

area but we try anyway! Get your lawn into shape in the month of April. For established lawns, it is beneficial to first tackle any moss problems. Lime the lawn with a granular lime such as **Dolopril**, wait 2 weeks, then apply **GARDENWORKS Moss Control 14-4-8** to the lawn. After 2 or 3 days the moss will turn brown; it's then time to de-thatch to remove the dead moss. Next, top-dress the area with sand or a topsoil with at least 30% sand content to even out the bumps and lumps. Sand helps break up any soil compaction and promotes rooting. Overseed with a grass seed that is appropriate to your area, such as **GARDENWORKS Rapid Patch** (100% perennial rye grass) or **GARDENWORKS Shady Lawn Blend** for those shady areas. The overseeding should be repeated three weeks later in order to replace any lost seed.

## Veggies

Lastly, let's not forget about the vegetable patch. By the end of May it will be warm enough to transplant **tomatoes, squash and cucumbers** into the garden. Peppers and eggplants, in particular, require such warm temperatures that it may be best to wait until June to plant them out, or make sure they are protected at night.

At this time of the year our cool-weather vegetables should be thriving. Cabbages, broccoli and other cole crops should be growing well by now. Lettuce, carrots and some of the leafy vegetables will also be on their way to a bumper crop.

So now your thoughts have turned to... well, have a great time in your garden!



# Community Events

# Staff Plant Picks...

## IT'S FREE to place your gardening event in our listing.

We announce the events we feel most widely interest our readers. Fax the information to 604-299-4403 or e-mail [editor@gardenworks.ca](mailto:editor@gardenworks.ca)

next deadline date

August 1 for September edition



## Island Events

### Victoria Dahlia Society

Meetings are held on the first Thursday of every month at the Church Hall of St. Michael and All Angels, 4733 West Saanich Rd. Guests and visitors are always welcome!

### Seeds for Malawi Festive Fundraising Plant Sale

A local fundraising project which supports AIDS-impacted families in rural Malawi to grow vegetable gardens. Located at 813 Beaver Point Rd., Salt Spring Island. Live music, beverages, baking, plants, the Master Gardeners and a large country garden to explore.

Sunday, May 1, 11 a.m. to 4 p.m.

### View Royal Garden Club Rose Show

294 Stewart Ave. in All Saints' Church Hall. \$5.00 admission includes strawberries and ice cream and door prizes. For more information, call 250 727-6804.

Saturday, June 18, public viewing 1:00 p.m. to 3:00 p.m.

### 15th Annual Denman Conservancy Home and Garden Tour

Located on Denman Island. Tickets \$15 (available May 15). For more information visit [www.denmanis.bc.ca/gardentour/](http://www.denmanis.bc.ca/gardentour/)

Saturday and Sunday, June 18-19, 9:30 a.m. to 5:00 p.m.

### Victoria International Flower and Garden Festival

At Topaz Park (located on the corner of Blanshard St. and Finlayson St). This year's theme is the "History of Gardens." Tickets available at all three Island GARDENWORKS stores

Thursday, July 28 - Monday, August 1

10 a.m. to 6 p.m. daily (except Monday 10 a.m. to 5 p.m.)

### Victoria Dahlia Society Annual Flower and Exhibition Show

At the Hillside Mall. Featuring exhibitors from all over the Pacific Northwest and an international team of judges.

Saturday and Sunday, August 13-14, 9:30 a.m. to 5:30 p.m.

### View Royal Garden Club Annual Show

294 Stewart Ave. in All Saints' Church Hall. \$4.00 admission includes refreshments and door prizes.

September 17, public viewing 1:00 p.m. to 3:00 p.m.

## Mainland Events

### West Coast Bonsai Society

Meet on the third Wednesday of every month from February to June and September to October. Cedar Room, upper parking lot, Delbrook Recreation Centre, 600 West Queens Rd., North Vancouver. All levels are welcome!

### New Westminster Horticultural Society Annual Plant Sale

At Royal Square Mall in New Westminster (corner of 8th Ave. and McBride Boulevard). For more information call Audrey at 604-526-8284 (before 8 p.m.)

Sunday, May 1, 10 a.m. to 4:00 p.m.

### Vancouver Orchid Society Show & Sale

At the Richmond Winter Club, 5540 Hollybridge Way, Richmond. For more information visit [www.vosshow.ca](http://www.vosshow.ca)

Saturday, May 7, 9 a.m. to 5 p.m.

Sunday, May 8, 10 a.m. to 4 p.m.

### Dogwood Garden Club Perennial and Hanging Basket Sale

At the Scout Hall, corner of Winslow and Porter St., Coquitlam. For information call 604-461-6290.

Saturday, May 7, 9 a.m. to 2 p.m.

### Delta Diggers Garden Club Plant Sale

At the Royal Heights United Church Gym, 9316-116 St., North Delta.

Saturday, May 14, 9 a.m. to 11 a.m.

### Vancouver Garden Show - "The Art of the Garden"

At VanDusen Botanical Gardens, at the corner of Oak St. and 37th Ave. Tickets on sale at all lower mainland GARDENWORKS stores

Thursday, June 9 - Sunday, June 12

10 a.m. to 6 p.m. daily

### Fraser Pacific Rose Society's Rose Festival and Show

At Dogwood Pavilion, 624 Poirer St., Coquitlam. Admission is \$3.00, children with an adult free.

Saturday June 25, 1 p.m. to 5 p.m.

Sunday, June 26, 11 a.m. to 4 p.m.

### Vancouver Rose Society Annual Rose Show

At the Floral Hall, VanDusen Gardens. Admission \$3. For more information contact Lesley Finlay at [kfinlay@telus.net](mailto:kfinlay@telus.net) or visit [www.vancouverrosesociety.org](http://www.vancouverrosesociety.org)

Sunday, June 26, 1 p.m. to 4:30 p.m.

### GARDENWORKS Customer Appreciation Day reminder!

On the third Thursday of each month all GARDENWORKS locations offer a **15% discount on everything in the store!**

That's 15%\* off both regular and sale-priced items.

Upcoming dates include **Thursday, May 19**, and **Thursday, June 16**.

\*Sale excludes Landscape Design Services, Café food and beverages, and Dept. 56 Collectibles.

## Fothergilla major

photo courtesy of Monrovia Nursery

By Jennifer Swann, GARDENWORKS Landscape Division

Choosing one favourite plant is like having to choose one pair of shoes. I have a variety of styles I like for different reasons, but even with a closet full of shoes, there is one special pair I wear any season and for most occasions. I love the way they look and they fit perfectly. That's how I feel about *Fothergilla major*, commonly known as witch alder. It offers year-round interest and outstanding qualities!



*Fothergilla major* 'Mount Airy'

*Fothergilla* is a deciduous shrub, growing upright to 2.4 m (8 feet) with a 1-8 m (6-foot) spread. It is especially worthy of a woodland garden or shrub border and is also used in foundation and mass plantings. The multi-stemmed branches offer winter presence, then shortly thereafter display bottle-brush spikes of small, white flowers. They have a light honey scent and usually appear before the leaves and last for a couple of weeks near the end of April. Dense summer foliage is an attractive, glossy dark green. In autumn, the leaves turn brilliant red, orange and yellow.


Compared to *Fothergilla gardenii* (90 by 90-cm/3 by 3-foot dwarf), *F. major* has more consistent and superior fall colour. One champion cultivar, 'Mount Airy', boasts reliable and spectacular fall colour with an abundance of flowers that are on the longer side (5 cm/2 inches) and last 3 to 4 weeks. 'Mount Airy' has dark blue-green foliage and a vigorous, rounded, suckering habit. It reaches 1.5 to 1.8 m (5 to 6 feet) high and not quite as wide, but can be kept shorter by pruning out older stems. It harmonizes well with pink and purple rhododendrons, azaleas and other ericaceous plants; broadleaf evergreens; and early spring bulbs. This shrub is suitable for container use.

The species and its cultivars perform best when given full sun and regular summer watering, but also do well in partial shade. It prefers moist, well-drained, acid soils but tolerates clay soils. It's hardy in USDA zones 4 to 8. Spring flowers, outstanding fall colour, easy care and year-round interest are the reasons I chose *Fothergilla major*!

## Echinacea Meadowbrite

photos courtesy of Heritage Perennials

By Suzanne Wilson, GARDENWORKS Blenkinsop



*Echinacea* 'Mango Meadowbrite'

*Echinacea* 'Orange Meadowbrite'

It's that time of year again. Spring is here and nipping at our heels. If you are like most west coast gardeners you'll be looking for that special plant for your garden. You know, the one that impresses the neighbours and all the passersby. With this in mind, I would like to take the opportunity to introduce a new series of *Echinacea* that is featured in our perennial selection this year.

Named the Meadowbrite Series, it has been developed by Jim Auld, Ph.D, director of ornamental plant research at Chicago Botanical Gardens. The first in the series, *Echinacea* 'Art's Pride', also known as *E.* 'Orange Meadowbrite', made its debut in the United States last year to rave reviews. Its most striking feature is the rich orange, petal-like rays attached to the golden cone. You must see it to believe it. The flower sits on top of a sturdy stem that grows quickly to 60 to 90 cm (24 to 36 inches). The plant spreads to 60 cm (24 inches).

The second in the series makes its debut as one of Valleybrook's top 10 perennials for 2005. *Echinacea* 'CBG Cone 3', aka 'Mango Meadowbrite', is a genetic mutation of its orange relative. This coneflower features neon mango-yellow rays attached to a golden-orange cone. The foliage is grass green and the plant can reach 90 cm (36 inches) in height in two years.

As with most echinaceas, both require full sun and a well-drained soil to thrive. They are also prized for their disease resistance and drought tolerance. 'Orange Meadowbrite' has been listed as cold hardy in USDA zones 5 through 9. 'Mango Meadowbrite' has been listed as cold hardy in USDA zones 4 through 9.

Both make a wonderful addition to any perennial border, meadowland or cut flower garden (as both are fragrant). When you visit GARDENWORKS this spring, remember to ask about the new Meadowbrite Series of echinacea.



By Rob Zieber C.H.T., GARDENWORKS Burnaby Assistant Manager

## Spring is a time for renewal!

Trees and shrubs push out their new leaves, perennials awake from their winter slumber and the avid gardeners are combing the garden centres for that one plant they don't have. Fortunately, GARDENWORKS has a great selection of exciting new plants for you to try. Some are new selections of established plants, while others are entirely new—and in a few cases, bizarre—plants!

# LANDSCAPE AS Art



## The New, the Improved & the Downright Bizarre!

Above: *Grevillea* 'Canberra Gem', courtesy Monrovia Nursery. Below left: *Acer pseudoplatanus* 'Eskimo Sunset'; below right: *Solanum pyracanthum*, both taken by Rob Zieber.



For a few years I have seen *Acer pseudoplatanus* 'Eskimo Sunset' (Eskimo Sunset maple) at a grower's and salivated over it, only to find it wasn't available...until now! It truly has a unique leaf colouration. The dark purple foliage of this eye-catching shade tree is splashed with pink, cream and green all summer. It's a large tree (over 9 m/30 feet) with somewhat aggressive roots, so be careful where you plant it.

*Grevillea* 'Canberra Gem' has grown in my garden for two years without a stitch of damage to it, although it is technically only hardy to zone 9! It forms a dense shrub with arching branches bearing deep green, needle-like leaves. Showy clusters of orange-red flowers form along the branches in

winter and spring. It's suited to the hot dry area of your garden.

*Mitraria coccinea* is a tropical-looking semi-woody evergreen vine (hardy in zone 8) that's covered in tubular orange flowers from June through September. It is native to Chile, but grows well here in a semi-shaded area protected from winter winds. I've had it in my garden for two winters now without any significant damage.

*Delphinium* 'Red Caroline' is a new double red cultivar that freely flowers from late June through September and is one of the best for cut flowers. As with all delphiniums, plant it in an area away from winds so it doesn't topple over.

I'm a sucker for *heucheras*, and every year there are several new introductions. The Dolce Series is a group with stunning apricot and chartreuse tones. 'Crème Brûlée' starts out light amber and changes to scarlet as it ages. 'Peach Melba' is a stunning apricot and deep red combination, and 'Key Lime Pie' is most dramatic, with lime green leaves that maintain their colour all season. All three have white flowers

in the summer and are as happy in full sun as they are in dappled shade.



'Berries Galore' strawberry is a new everbearing introduction that reliably produces large, very tasty berries from June until the first frost. In full sun, berries can be harvested every 3 to 4 days. This is one of the best varieties for planters and hanging baskets.

Finally, for those of you that like something truly wacky, we have *Solanum pyracanthum* (porcupine tomato). This bizarre specimen plant from Madagascar is a member of the tomato family, although it does not produce any edible fruit. It grows .9 to 1.5 m (3 to 5 feet) tall, has blue-green leaves with prominent orange spines down the midribs and bears clusters of lavender flowers. It's a tender tropical (zone 9-10), but so unforgettable that it's worth protecting in the winter.



When one thinks of the importance of blending colour and texture, the way elements of the landscape evoke emotion and how each landscape means something different to those who see it, it's clear that landscapes truly are works of art, as noted landscape architect A.E. Bye tells us in his book *Art into Landscape, Landscape into Art*. When creating a garden, it is worth taking the extra time and planning to make your landscape a piece of living art.

If you have plans to renovate your existing garden or create an entirely new space, a great way to get ideas and inspiration is to visit garden shows, and the Vancouver Garden Show (formerly the VanDusen Flower and Garden Show) is a must see. The show runs from June 9 to 12, from 10 a.m. to 6 p.m. daily. This year's theme is "The Art of the Garden – Gardens Inspired by Art and Artists," and you're sure to see some fascinating gardens. GARDENWORKS is thrilled to once again be part of the show and we encourage you to come down and see what we have to offer.

By Tom Meyer C.H.T., GARDENWORKS Landscape Design Manager  
Photos on this page are all from last year's GARDENWORKS display.

Whether you are just visiting, looking for ideas and inspiration or perhaps searching for someone to help you create a garden, you can make your experience at the show more enjoyable by coming prepared. Here are some tips...

- **Wear comfortable shoes with good traction.** This is an outdoor show and there are a number of small hills on the site.
- **Prepare for all types of weather.** June can be wet or hot or both.
- **Plan what you are going to eat or drink.** There are many food services at the show, but sometimes bringing a bottle of water and some snacks is all you need to enjoy the show without feeling rushed.
- **Don't rush.** Make a day of the show so you don't miss anything.
- **Ask questions.** If you find a garden, plant or item you like, take the time to find out about it. Staff are always available to help.



GARDENWORKS is a founding sponsor of the VanDusen Flower and Garden Show and has been proud to create a number of award-winning display gardens for your enjoyment. Mark your calendar today and make sure you take time to enjoy a great show in an incredibly beautiful location!

For more information visit [www.vancouvergardenshow.com](http://www.vancouvergardenshow.com)

# Spring

.....  
Spring has sprung and every young man's thoughts ... well every gardener, young or old, should be thinking of the year ahead and all the wonders about to unfold in the garden. With the ever-increasing daylight hours it is tempting to run into the garden and start to release all our frustrations.  
.....

By Alan R. Reid, Ph.D., GARDENWORKS  
Botanist and Horticulturist

## Garden Agenda

### Pruning and Fertilizing

Pruning is often a frustration for gardeners. That plant is out of shape (sadly, like a lot of us) I hear you cry! The major rule for pruning is to use the **3 D's**. If the plant is **diseased, damaged** or **deformed** it should be pruned. But pruning is a specialized art and depends on the type of plant. Some, such as roses, need pruning to encourage new growth and flowering. Best to call your local GARDENWORKS and ask.

Light pruning, removing entire branches or simply removing dead flower heads from rhododendrons should be done as soon as they are finished blooming. This will leave the rest of the year for the plant to set flowers for next year.

Feed rhododendrons and azaleas with GARDENWORKS **4-12-20 Rhododendron and Azalea Food**, once before flowering, once right after, six weeks after that and again another six weeks after that. Usually it works out to every March, May, July and September. These feedings supply enough nourishment for the entire year and will increase next year's show and the overall health of the plants. The same is true for camellias.

Prune spring-flowering shrubs, such as *Forsythia*, *Philadelphus*, *Osmanthus*, *Ribes* and *Weigela*, just after they have finished flowering. Cut the oldest one-third of the branches to the ground, leaving new ones to produce lots of flowers next spring. Summer-flowering shrubs, such as *Hibiscus*, *Buddleia*, *Caryopteris* and

# A Dogwood for

## Every Garden!

By Dave Whitehead, GARDENWORKS  
Blenkinsop Nursery Manager



Photos courtesy of Monrovia Nursery. Left; *Cornus canadensis*; right *Cornus kousa*

Here in British Columbia, it is the tree form *Cornus nuttallii* (Pacific dogwood), that has been fittingly chosen as our provincial flower. Although the species has had a history of decline due to fungal disease, the cultivated variety 'Eddie's White Wonder' has excellent disease resistance and performs exceptionally well in the landscape.

Moving beyond our native dogwoods, other choices for the home landscape include *Cornus kousa* (Chinese dogwood), which flowers late in spring with exceptionally clear, white flowers beautifully displayed on horizontally layered branches; and the unique *C. mas* (Cornelian cherry) with tiny yellow flowers borne in very early spring.

If none of these dogwoods have found a spot in your garden, I would like to tempt you with one more selection. The simply (and aptly) named *Cornus florida* (flowering dogwood) with its friendly habit of growing slowly in a vase shape to 4.5 to 6 m (15 to 20 feet), and its appreciation of a partially shaded location, is a dogwood perfectly suited to many urban gardens. Spring flowers, clean green foliage that turns red to reddish-purple in the fall, and bright red berries for the birds provide attractions in every season. Cultivated varieties are available with variegated foliage or, in the case of 'Rubra', rose-pink flowers.

If finding a plant family more diverse than dogwoods is a challenge, finding a dogwood that would make an excellent addition to your garden landscape should be no challenge at all.

**It would be a challenge to come up with a plant family more diverse than the dogwoods. Grouped botanically as the genus *Cornus*, species of dogwood can range in size from groundcover, to shrubby bushes, on up to good-sized trees.**

The groundcover *Cornus canadensis* (bunchberry), found naturally in the cool shade of our west coast forests, can be used to provide a unique and attractive accent in a shady corner of the home landscape.

The shrubby *Cornus stolonifera* (red osier dogwood) is common in boggy, poorly drained soils along slow-moving streams or at the margins of wetlands. This plant's great attraction is the excellent show provided during the winter by its bright red stems. Cultivated varieties of *C. stolonifera* are available with winter stems ranging from blood-red to yellow.