

GARDENWORKS™

GARDENNOTES™

Issue #66 • Spring 2004 • An Information Newsletter For Valued Customers

In this Issue...

spring flowering shrubs
container gardening
daphnes
planning your garden
and more!

It's Spring!

We'd like to make your gardening
as easy as 1-2-3 this season.
Turn the pages for practical advice
on making gardening easy!



We have everything to make your garden work.
We take pride in the quality plants and products we sell.
GARDENWORKS guarantees success in your garden.

• visit us online at www.gardenworks.ca •



Dear Gardeners

A LETTER FROM JOHN

New growth...

In March, warm, sunny days are not as frequent, so only true garden enthusiasts are hard at work outside, but **with the beginning of April, we are seriously into the gardening season.** As the days lengthen and Daylight Saving Time comes

into effect, we have time to venture into our gardens in the evenings, not just on the weekends. **Warmer soil means we can plant more perennials,** and when the danger of frost passes – around the last week of the month – **it is safe to start planting out hardier annuals or planting up containers and baskets in protected areas.**

I am pleased to announce **two exciting changes at GARDENWORKS.** At the beginning of February, we were fortunate to hire a **new store manager at the Burnaby store.** Her name is **Leanne Moriarty,** and she comes to **GARDENWORKS** after a very successful career in the retail grocery industry. Most recently, she managed the Urban Fare store in Yaletown, in Downtown Vancouver. Leanne was trained as a florist and worked for **GARDENWORKS** many years ago. We are delighted to have her return! **Paul Graham has moved into a**

senior role as merchandise manager for our garden supplies, working with all of our stores.

Secondly, we are pleased to announce the establishment of a **Landscape Design Division,** located in our Burnaby store, but providing services for all our Lower Mainland stores. In response to our customer needs, **we are offering several types of landscape design and consulting services, as well as landscape contracting and installation.** Look for details elsewhere in this edition of the newsletter.

Our buyers have worked hard again this past fall and winter and have sourced many, many great plants, including new and hard to find cultivars. Visit your nearest **GARDENWORKS** store soon, as **we have been receiving shipments of trees, shrubs and perennials all through March and early April.** Hardy varieties of annuals and starter plants for those lucky enough to have a greenhouse are also arriving every day now. All these great plants, the supplies and accessories you'll need, and lots of knowledgeable advice are waiting for you. We look forward to seeing you soon!



John Zaplatynsky,
President, **GARDENWORKS**



HOW TO PLAN YOUR LANDSCAPE

To create a landscape that is easy on your mind and your pocketbook it is important to sit down and plan out what you are going to do. Planning your garden can be broken down into three basic steps.

By Tom Meyer, **GARDENWORKS** Landscape Design Manager

1 RESEARCH

- Read garden books and leaf through as many garden magazines as you can.
- Visit botanical gardens and walk around your neighbourhood for ideas.
- Create a wish list. Include irrigation, lighting, ponds, fencing, patios, decks, walkways, retaining walls, play areas for children, etc.

2 PUT YOUR IDEAS DOWN ON PAPER

- Create a scaled drawing of your property to see how everything fits together.
- Design to your budget or create a budget from your design.

3 START BUILDING THE GARDEN

- If this was designed as a do-it-yourself project, take advantage of the support offered by **GARDENWORKS** staff.
- If a professional installs your garden, make sure they are credible and carry proper insurance and WCB coverage. Determine professional affiliations and ask for – and check – their references.

Following these steps will go a long way to making sure the landscape you want is the landscape you design and create.

In a continuing effort to serve you better, **GARDENWORKS** now offers a complete landscape design service -- Everything from onsite consultation to complete landscape planning or project management for installation. If you're considering renovating or creating your dream garden or landscape, give us a call.

With GARDENWORKS, getting the garden you want is as easy as 1 2 3.

Spring Garden Agenda - What to Do in The Garden...

1 TRYING NEW THINGS • 2 GETTING OUT OF YOUR COMFORT ZONE • 3 THINKING OUT OF THE BOX

THREE THINGS I am trying to achieve in my life, although it is not always easy and I am not always successful. But this is what makes life exciting and challenging.

For some, gardening is just this – challenging, exciting, and forever new and different.



By Debbie Hamilton, GARDENWORKS Burnaby

Garden Design

If your garden is in need, **spring is a great time to change it around, make a new design and add some new plants or move a few old ones.** If you are eager to change your existing garden, start by plotting a new design on a piece of graph paper to help you visualize your space. Note whether you have sunny or shady areas, good or bad drainage, which plants are to stay or to go, and any other particulars that you would like to see in your garden.

Bring your plan to GARDENWORKS and let a garden expert help you pick out the plants and anything else you need to bring your garden design to life. If this all seems a bit daunting, make an appointment with Tom Meyer, head of our new landscape design division, and have him draw up a professional garden design that is unique and different and fits your particular style. Tom can be reached at the Burnaby store at 604-299-0621 or on his cell phone at 604-761-5905.



Container Gardens

If you haven't a garden to design but you do have lots of containers and window boxes, now is the time to clean them out, **refresh the soil with GARDENWORKS Planter Box Mix and add Smart Cote 14-14-14 fertilizer** to the soil to help give future plants a growing start.

Once you've prepared the soil, start picking out the plants. This year, why not go for a bold look and put

brilliant purples and yellows together? Red, orange, yellow and white are a very cheery combination in a hanging basket. **Plants arrive daily at this time of year, so the selection is always good and plentiful.**

Once planted, **don't forget to water regularly and fertilize often** to keep them healthy and beautiful.

For more inspiration, read Joanne's container gardening article in this issue titled "**Accentuate the Positive,**" or drop by a GARDENWORKS nearest you and ask one of our bedding plant experts what new and exciting plants are arriving for 2004.

Roses

If you haven't already done so, it would be a good idea to **prune back your roses** – hybrid teas, floribundas and grandifloras. Pruning them hard in the spring helps them grow stronger roots and stems and eventually grow larger and more plentiful blooms. Ideally pruning is best done in March, but be sure to have it done by mid-April.

Side-dressing roses with compost will help add nutrients back into the soil that have been depleted over winter.

Rhododendrons

Rhododendrons will be blooming from April until around the beginning of June. Make sure to **feed them before and after they finish blooming**, when they are in greatest need of plant food.



If you are looking for an organic alternative, try Welcome Harvest Farm's Cotton Seed Meal 7-3-2. It is an all-purpose organic fertilizer that will slightly acidify the soil. It comes in a 3.5-lb. (1.5-kg) bag and retails for \$16.99.

Lawn Care

Lawn care is always a big challenge in the spring. If you have bare patches, you may want to overseed but if you are just planning to install a lawn you will need to consider whether you want to use seed or sod.

Whatever you choose, **the lawn will need to be fed.** GARDENWORKS is now carrying an organic lawn fertilizer as an alternative to synthetic-based fertilizers. GroundsKeeper's Pride Naturally, Green Lawn Fertilizer 10-3-3 with micronutrients is 100% natural and organic. A 22-lb. (10-kg) bag retails for \$29.99 and covers up to 5400 square feet.

Pest Control

Last but not least, always **be on the lookout for insects and diseases.** If you get control early on, they will be easier to manage throughout the growing season.


Slugs, in particular, can be nasty if they are left to get out of hand. There are many products on the market these days to help deter slugs. Instead of using harsh chemicals that can be dangerous to birds and pets, try ridding your garden of slugs by using The OakStump Farm Slug Trap. It is unique because it uses "a powdered vegetable extract bait formula that mixes with water to create an effective, long-lasting lure. Slugs are drawn into our unique, patented trap where they are captured and drown in the liquid." This slug trap retails for \$9.99.

So get out there, try new things and have a great time in your garden!

Hands-On Workshops at the Burnaby Store



All classes begin at 6:30 p.m. and are held at the Burnaby store. A \$10 non-refundable pre-registration fee is required. For more information contact Debbie at 604-299-0621 or email dhamilton@gardenworks.ca.


Thursday, April 15 - Mini Table-top Fountain - \$60.00
 Make a charming little garden with a fountain out of a wicker basket, plants, pots and a pump!

Thursday, April 22 - Living Succulent Wreath - \$45.00
 Create an unusual and long-lasting wreath planted with an assortment of succulent plants. Please bring gloves and pruners.


Thursday, April 29 - Moss Baskets for Sun - \$55.00
 A popular class! You will be provided with a wire basket, moss and an assortment of annuals for the sun. Plants will be pre-chosen. Please bring gloves and pruners.

Thursday, May 6 - Moss Baskets for Shade - \$55.00
 No sun in your yard? All the plants in these baskets are for shade. Plants will be pre-chosen. Please bring gloves and pruners.

Thursday, May 13 - Living Wreath of Annuals - \$40.00
 You'll make a living wreath filled with sun to partial shade annuals that will grow and bloom all summer long. All plants will be pre-chosen. Please bring gloves and pruners.

Thursday, May 20 - Tiered Table-top Garden - \$50.00
 An interesting arrangement of plants for your outdoor patio table. Clay pots, soil and plants for sun are provided. Plants will be pre-chosen. Bring gloves and pruners.

Thursday, May 27 - Herb Gardening in a Strawberry Pot - \$60.00
 Plant up an assortment of herbs in a strawberry pot and learn the basics of container gardening as well as the care, culture and uses of many culinary herbs. Plants will be pre-chosen. Please bring gloves and pruners.



Syringa vulgaris
Photograph by Greg Vaughan

Spring Flowering Shrubs

By Roberta Ward, Store Manager **GARDENWORKS** Capilano

Syringa (lilacs) Nothing says spring more than lilacs. The fragrance and beauty of the flowers make this shrub a must in any garden. Lilacs come in many different colours and have either single or double flowers. They can grow 15-20 feet (5 – 6 m) tall, but the smaller-growing variety *Syringa*

pubescens patula 'Miss Kim' grows to only 8 feet (2.4 m) and is available as a shrub and standard tree form. 'Miss Kim' also has outstanding fall colour. My favourites lilacs are the beautiful 'Sensation', a wine/red with a white edge on the flower, and 'Charles Joly' with its double, dark purple blooms. Plant in full sun and if your lilac requires pruning, do it immediately after flowering as lilacs flower on one-year-old growth. You can control the size by pruning out any of the oldest branches at ground level as well.

Rhododendron impeditum What would spring in our area be without the beauty of rhododendrons? If I could only plant one variety it would be this one, as it is truly an outstanding small space shrub. It flowers profusely; its funnel-shaped blue/mauve blossoms cover the shrub in spring. The leaves are small and greyish green. This plant will only grow to 2 feet tall and 2 feet wide (60 by 60 cm). The older it gets, the more character it has, especially if the bark is visible.

Philadelphus (mock orange) This old-fashioned shrub is a favourite of mine. It never fails to remind me of my Grandma, who loved this spring-flowering deciduous shrub. It has fragrant, white, single or double flowers, depending upon the variety. My choice is the single-flowering variety, as I love the simplicity of the white flower with the yellow centre. Its fountain-like growth can be up to 10 feet (3 m) tall and 6 feet (2 m) wide if not kept pruned and is great for the back of a garden bed. It enjoys full sun or afternoon sun and is generally a trouble free plant with no disease or insect problems. Prune it immediately after flowering and keep the size under control by pruning out any old growth at the ground level. Enjoy the simplicity and fragrance of this shrub for years.



Accentuate the Positive

By Joanne E. Betzler, C.H.T **GARDENWORKS** Burnaby

The concept of container gardening continues to evolve not only from season to season, but from year to year as well. Traditionally, the drama or vertical feature in container plantings has been the resilient and long-lasting dracaena. Increased interest in a concept inspires its advancement, however, and while dracaena is trustworthy and impressive in its own right, it has been forced to make room for spectacular substitutes that perform equally well and lend a new level of sophistication and variety to a growing trend.

The world of ornamental grasses is a terrific resource for bold structural design and colour in your container garden. Numerous and readily available, grasses include such specimens as the ever bronze *Carex buchanii*, whiskered *Stipa tenuissima* or the exotic *Pennisetum* varieties with their gently moving bottlebrush flowers. *Miscanthus* comes in several varieties that range in height from 3 to 10 feet (1 to 3 m). Its presentation of soft feathery flowers will keep your planter interesting well into winter. Space does not permit a complete list, but you will find the selection of ornamental grasses at **GARDENWORKS** to be exemplary.

Make a strong statement by featuring one of the several varieties of *Phormium*, or New Zealand flax, in your container. Placed in a sunny spot and kept consistently moist, phormium will

reward you with bold shades of green, purple, bronze or variegated masses of sword-shaped leaves. A grand architectural feature to set off your favourite sun-loving annuals.

Euphorbia, or spurge, is often overlooked as a feature for the container. It may lack the grace of grasses and the majesty of phormium, but the sturdy, burgundy-tinged, evergreen foliage accentuated by lime green flowers of the *E* 'Purpurea', and *E martinii* will lend an exotic flavour to your treasure chest of flora.

West Coast gardeners can enhance the beauty and bountiful colours of summer plantings while making strong statements of style and interest simply by dabbling with the vast assortment of foliage available to them.



Daphne cneorum 'Ruby Glow'
Photograph by Greg Vaughan

I'm a sucker for fragrant plants,

and daphne has come to represent the essence of these plants. For anyone that has had the pleasure of inhaling its intoxicating, sensual aroma, it's understandable why daphne is so sought after.

It has an unfortunate reputation for being temperamental and difficult, but, like any diva, given the correct situation, attention and care, it will flourish, giving you years of unparalleled fragrance and beauty.

For the most part, daphnes prefer cool, well-drained, humus-rich soil in a slightly shaded area. They are intolerant of being moved, so choosing the proper area is critical. **Moving them once they are established is a risk you probably don't want to take.**

The two most popular varieties of daphne commonly available are **Winter daphne** (*Daphne odora*) with its early display of soft pink, incredibly fragrant blooms, and **rock daphne** (*D. cneorum*), the more compact, later-blooming variety with dark pink flowers.

Daphne Diversity

By Rob Zieber, Nursery Manager, **GARDENWORKS** Burnaby

“like any diva, given the correct situation, attention and care, it will flourish”

GARDENWORKS is excited to be bringing in several new varieties of daphne, as diverse in their growing conditions as they are in their looks.

The one that is generating a lot of interest is **Lawrence Crocker daphne** (*Daphne x medfordensis* 'Lawrence Crocker'). I first saw it in early summer, in a sweltering hot greenhouse in full bloom, which I found odd, as I thought all daphnes were spring bloomers. I was delighted to find out that Lawrence Crocker has almost perpetual lavender flowers from early spring through fall, with fantastic aroma to boot. It is a short evergreen plant, rarely growing over 12 inches (30 cm). **Brigg's Moonlight daphne** (*D. x burkwoodii* 'Brigg's Moonlight') is another exciting variety. Even without flowers, this is a spectacular semi-evergreen plant, with its creamy yellow leaves outlined in dark green. Its fragrant pale pink flowers perfume the early summer air. Excellent drained soil is critical for this variety.

Lilac daphne (*Daphne genkwa*) is a much more open variety, with silky green leaves. This deciduous daphne produces beautiful long wands of lilac flowers in mid to late spring before leafing out. Oddly, it thrives with ample summer sun and heat.

The late-flowering **Summer Ice daphne** (*Daphne transatlantica* 'Summer Ice') is another summer bloomer with lovely white and green variegated foliage. This short evergreen is at its peak in early summer with pale pink, very fragrant flowers. It reblooms from summer through to fall.

Although daphnes can be temperamental, **the extra bit of effort required is more than repaid by their outstanding fragrance and soft delicate flowers.**

With the diversity of daphnes at **GARDENWORKS**, it's now possible to have a daphne in virtually every part of your garden and its heavenly fragrance all season long!

SPRING LISTING

FREE GARDEN CLINICS & EVENTS AT GARDENWORKS

Blenkinsop

VanDusen Master Gardeners

They are here to help you with all your gardening questions.

- Saturday, April 17, 11 a.m. to 3 p.m.

The Basics of Bonsai

Guest speaker: Maurice will show you how to get started in the art of bonsai.

- Saturday, April 24, at 11 a.m.

How to Grow a Deer Resistant Garden

Guest speaker: Theresa Boggs will show and tell about the plants best used in a garden browsed by deer.

- Saturday, May 1, at 11 a.m.

Easy, Hardy and Colourful Hanging Baskets & Planters

Guest speaker: Theresa is back again to show you how to combine annuals and perennials for exciting baskets.

- Saturday, May 8, at 11 a.m.

VanDusen Master Gardeners

They are happy to help you with any gardening questions.

- Saturday, May 15, 11 a.m. to 3 p.m.

Edible Planters Using Veggies, Herbs and Flowers

Guest speaker: Theresa Boggs will show you how to have these edible delights close to your kitchen for easy picking.

- Saturday, May 22, 11 a.m.

Dried Flower Arrangements

Guest speaker: Heather Dunn will get creative with dry plant material.

- Saturday, May 29, 11 a.m.

Burnaby

Moss Hanging Baskets as Easy as 1-2-3

Learn how simple it is to make a moss hanging basket. Speaker: T.B.A.

- Saturday, April 24, 11 a.m.

Baskets for Sun and Baskets for Shade

Find out which plants do best in sun and which do best in shade when creating a hanging basket. Speaker: T.B.A.

- Saturday, May 8, 11 a.m.

Vegetables

Check the website for more info.

- Saturday, May 22, 11 a.m.

Container Gardening as Easy as 1-2-3

Learn the basics and achieve success with container gardening. Join us for this interesting clinic and find out which plants do best in contained spaces.

Speaker: T.B.A.

- Saturday, June 5, 11 a.m.

Edgemont Village

How to Make Beautiful Moss Baskets

Always a popular class!

- Saturday, April 24, noon to 1 p.m.

How to Make a Living Wreath

Living wreaths are unique and beautiful.

- Saturday, May 1, noon to 1 p.m.

How to Grow Vegetables in Containers

- Saturday, May 22, noon to 1 p.m.

Container Gardening

- Saturday, June 5, noon to 1 p.m.

Mission

Moss Baskets

Create your very own moss basket. You pay only for material used.

- Saturday, April 17, 2 p.m.

Moss Baskets

Create your very own moss basket. You pay only for material used.

- Sunday, April 18, 2 p.m.

Storewide Customer Appreciation Day

Held on the **third Thursday of each month**. Receive 15% off* everything in the store. Upcoming Customer Appreciation dates include **April 15, May 20 and June 17**. *(excluding Dept. 56 Collectibles)

Burnaby Kid's Clinics Parent participation is encouraged

Mini Mother's Day Hanging Basket Do something special for your mom — plant and decorate a little hanging basket of flowers.

- Saturday, May 8, 10 a.m.

Plant and Decorate a Pot for Dad Give your dad an attractive flowerpot filled with flowers and decorated by you.

- Saturday, June 19, 10 a.m.

Community Events

Due to limited space we are not able to publish the full listing of events. For a detailed listing, pick up a copy at your local GARDENWORKS, or visit our website at www.gardenworks.ca The full listing is posted on our home page under the GARDENNEWS column.



Mainland

White Rock & District Garden Club – Spring Show Semiahmoo Mall, 152nd Street & 16th Avenue. For info call 604-531-1847.

- Saturday, April 17, during mall hours.

Pacific Northwest Plant Sale UBC Botanical Garden, 6804 S.W. Marine Drive, Vancouver. For info call 604-822-3928

- Saturday, April 17, 11 a.m. to 3 p.m.

White Rock & District Garden Club – 3rd Annual Coffee Morning Seaview Pentecostal Assembly, 14633-16th Avenue, Surrey. Plant sale and more. For info call 604-531-1847.

- Friday, May 7, 10 a.m. to 1 p.m.

UBC Botanical Garden's Annual Perennial Sale 6804 S.W. Marine Drive, Vancouver. For info call 604-822-3928

- Sunday, May 9, 10 a.m. to 4 p.m.

27th Annual VanDusen Plant Sale VanDusen Botanical Garden, 5257 Oak St., Vancouver.

- Sunday, April 25, 10 a.m. to 4 p.m.

New Westminster Horticultural Society's Annual Plant Sale Royal Square Mall, (8th & McBride Blvd.), New Westminster. For info call Audrey at 604-526-8284 before 8 p.m.

- Sunday, May 2, 10 a.m. to 4 p.m.

Vancouver Rhododendron Society – Annual Sale and Show UBC Botanical Garden, 6804 S.W. Marine Drive. For info call 604-929-5670

- Saturday, May 1, 10 a.m. to 4 p.m.

- Sunday, May 2, noon to 4 p.m.

Canadian Geranium & Pelargonium Show Floral Hall, VanDusen Gardens, 5257 Oak Street, Vancouver.

- Saturday, May 8, 10 a.m. to 4 p.m.

- Sunday, May 9, 10 a.m. to 4 p.m.



Island

The Cowichan Valley Rhododendron Society – Rhododendron Sale and Show Cowichan Exhibition Grounds, Duncan. For info call Alan Campbell at 250-743-3597.

- Saturday, May 1, 10 a.m. to 2 p.m.

Annual Spring Plant Sale Horticulture Centre of the Pacific, 505 Quayle Rd., Victoria. For info call 250-479-6162

- Saturday, May 1, 9:30 a.m. to 1 p.m.

UVIC Plant Sale University of Victoria, McKinnon Gym. For info call 250-721-7014.

- Sunday, May 2, 10 a.m. to 1 p.m.

Horticulture Centre of the Pacific Community Education Courses

505 Quayle Rd., Victoria. For info and class fees call 250-479-6162

Basic Landscape Design

- Thursday, April 15, 22, and May 6, 13, 6:30 p.m. to 9 p.m.

Pests and Diseases

- Saturday, April 17

Pruning Ornamentals

- Monday, April 19 and 26

It's free to place your gardening event in our listing. Send us the information by fax (604-299-4403) or e-mail (editor@gardenworks.ca). We announce the events we feel most widely interest our readers. Deadline dates are January 5 for March edition, March 1 for April edition, May 1 for June edition and August 1 for September edition.

GARDENWORKS Nine great locations serving you in B.C.

BURNABY - HEAD OFFICE

6250 Lougheed Highway
Burnaby V5B 2Z9
(604)299-0621

MISSION

32270 Lougheed Highway
Mission V2V 1A4
(604)826-9112

SOUTH SURREY OCEAN PARK

2124 - 128th Street
Surrey V4A 3V6
(604)535-8853

SAANICH

4290 Blenkinsop Road
Victoria V8X 2C4
(250)721-2140

OAK BAY

1916 Oak Bay Avenue
Victoria V8R 1C7
(250)595-4200

COLWOOD

1859 Island Highway
Colwood V8B 1J3
(250)478-2078

NORTH VANCOUVER EDGEMONT

3147 Woodbine Drive
North Vancouver V7R 2S3
(604)980-6340

NORTH VANCOUVER CAPILANO

705 West 3rd Street
North Vancouver V7M 3E3
(604)988-8082

VANCOUVER

8697 Granville Street
Vancouver V6P 5A3
(604)266-9313

GARDENNOTES™

GARDENWORKS
6250 Lougheed Highway
Burnaby, B.C.
V5B 2Z9

