

GARDENWORKS

# GARDENNOTES

Issue #91 • Winter 2011 • An Information Newsletter For Valued Customers

**ONE STOP  
HOLIDAY SHOPPING**  
we make it easy™

OUR  
GIFT TO YOU

Print your special coupon  
and visit us for a **FREE**  
package of seeds!  
More information on  
page 7

SWEET WINTER  
FRAGRANCE  
WINTER BLOOMERS  
FOR INDOORS & OUT

**CAPTIVATING  
ROSEMARY**  
for the winter garden

**NATURE'S  
ORNAMENTS**  
DESIGNING A  
FESTIVE PLANTER

**HELLEBORES**  
The Gold Collection



We have everything  
to make your garden work.  
We take pride in the quality  
plants and products we sell.  
GARDENWORKS guarantees  
success in your garden.



## Dear Winter Gardeners

We hope you enjoy this special edition of **GARDENNOTES**. Our teams have been working for months to source beautiful holiday treasures to adorn your homes and to spark emotion through the lovely gifts for gardeners we've found. Heirloom blown glass ornaments from Egypt are my absolute favourite!

It's a really fun time to get creative! Armed with a bouquet of fragrant cedar, fresh huckleberry and red dogwood stems from our "Berries, Branches and Boughs" selection, it takes no time to turn a simple poinsettia or hellebore into a stunning creation for a friend or hostess. I love how easy it is to put together an impressive winter display at the entrance to my home – I simply snip the ends of the boughs and berries and poke them into a pot of soil I already have on my front porch!

What would this season be without a perfect tree? We have filled our garden centres with the most beautiful, high quality trees available including western grown Christmas trees. We hang our trees so that you can walk amongst them, giving them a little spin to ensure you've picked the perfect one!

Spending time with family and dear friends is the true gift of this season. It is a magical time, and we hope that this next year brings you, and those you love, good health, peace and joy!

Thank you for coming into our garden centres over this past year. We have enjoyed your gardening stories and have delighted in sharing our passion for growing with you!

**GARDENWORKS Seasonal Clinics** Our stores offer a variety of garden clinics, seminars, and demonstration classes throughout the year to give you the information that is relative to gardening in our climate or to help you through a specific project. For more details on any of our clinics, workshops, or seminars click [here](#) or phone the specific location.

in your home for the holidays

## Hellebores: *...in your garden for a lifetime!*

**Hellebores, also known as Christmas rose and Lenten rose**, are versatile beauties and reliable cold-season favourites. They provide colour from November through early spring in the garden and some varieties can even come inside for a few weeks to enhance your holiday décor.

Start a tradition of bringing a hellebore into your home for the holidays or giving one as a lovely hostess gift. For about the cost of a good bottle of wine, you can bring a beautiful, blooming hellebore to your next gathering and give the recipient a gift that will enhance his or her garden for years to come. You can enjoy hellebores

inside the home for about 2 weeks before transplanting them outside.




Hellebores are very easy to cultivate; plant them in a partially shaded area in well-drained soil and watch them grow! They are deer resistant and some varieties make a lovely groundcover planting, with their heavy evergreen foliage.

Here are a few of the choicest varieties. **Gold Collection Joel** and **Jonas** have lightly fragrant, single white flowers and bloom late fall through early winter.

**Gold Collection Jacob** has burgundy stems and pure white flowers; it blooms late fall through mid winter.

**Gold Collection Cinnamon Snow** is a larger-growing hellebore with large, creamy white flowers blended with rose and cinnamon; it blooms early through late winter.

**Gold Collection Merlin** comes into bloom just in time for Valentine's Day with light pink flowers that mature to a deep cranberry.



By Leanne Johnson



## Feeding Birds this Winter

Weather experts suggest this winter will be a cold one. Feathered visitors to your garden are going to need your help more than ever this season. Here are some tips to help protect and keep our little friends from going hungry.

- Once you start feeding birds, keep it up until spring comes.
- Don't be quick to deadhead or cut back seed-producing perennials such as rudbeckia (black-eye susan), common evening primrose, echinacea (coneflower) and sunflowers.
- Don't take out that old stump! It provides a "breakfast buffet" of insects as well as shelter.
- Keep bird feeders clean. Use a scrub brush and hot water – no commercial cleaners please!
- Seeds need to be kept dry – wet seeds spoil quickly and can become toxic to birds.
- Keep feeders filled especially as temperatures dip. Feeders should be full at daybreak: after a cold night, these garden visitors need nourishment!
- Avoid metal on seed and suet feeders – little birdie feet can stick to metal in cold weather.
- Place feeders near shrubs and trees to provide cover and an escape route from predators.

### Pinecone Project

In a bowl, mix together  
 1/3 cup peanut butter  
 1 cup corn meal  
 1/3 cup vegetable shortening or lard

Smear onto a pine cone, then roll the cone in sunflower seeds  
 Press in dried cranberries or currents to attract blue jays!  
 Hang the cone in a dry area.

## Potted Gift for Gardeners

Stuck for a gift for the gardener on your list?

Let your imagination wander and browse around a garden centre to get some ideas. Gardeners can never have too many tools -- they simply wear out or just disappear! And there is always a new gizmo or gadget to make gardening easier.

But when there isn't a particular big item you can settle on, I like to put a selection of smaller items together to create a fun "Surprise Pot" of things that they'll find useful in their garden. A "Surprise Pot" is easy to put together and the only limits are your imagination and price level. We at GARDENWORKS will help you tailor a pot or basket to any theme or price level.

By Peter Fitzmaurice



In the example shown here, I have chosen a ceramic pot (another item that gardeners can always use!). I suggest something plain like a terracotta pot, but you can customise to your gardener's taste; we have a great selection of pots to choose from.

Next place some taller items at the back of the pot. I have chosen a couple of our lovely new hand tools (trowel and weeder), a pair of gloves and a couple of packages of herb seeds. I decided on a great pair of inexpensive pruners as well.

Lastly, we want our gardeners to have fun opening their christmas present so why not include a treat or two -- such as a yummy chocolate or even a savoury?

Once you have settled on the contents, wrap the pot in clear cellophane and tie with a raffia bow. Enjoy!

*"Surprise Pot" shown valued at approx. \$50*

### GARDENWORKS Customer Appreciation Days

**15% discount\*** on everything in the store!

Held on the third Thursday of each month.

Upcoming dates include **November 17 & December 15.**



### Poinsettias

a Holiday Tradition

Poinsettias were named for Joel Poinsett, an early 1800's American Minister to Mexico, who sent red poinsettia cuttings found in Mexico to a friend in South Carolina. Extensive breeding since that time has resulted in hundreds of beautiful cultivars with flower bracts in shades of red, white, pink as well as many variegated, speckled and otherwise delightful colours!

# Holiday Decorating in the home

I get very excited about holiday decorating!

When I start prepping our stores for Christmas I have a hard time containing my excitement for my own home. I like to start decorating by early December and I'm always amazed at how easily we can transform our homes into a Christmas Wonderland.

By Michelle Tornai

## Get started by choosing a colour theme.

Find your Christmas colour and don't limit it to your Christmas tree—repeat it throughout your home to give a consistent look and feel. Let's begin with your windows, which say "welcome" to your guests. A perfect way to showcase some special ornaments is to hang them in your windows with beautiful ribbons that repeat your colour scheme. You can use more ribbons to carry the colour theme throughout your home, such as wrapping the ribbons around throw cushions to make them look like Christmas presents.

To create ambient lighting, place a battery-operated candle in the middle of your favourite platter or cake plate and surround it with ornaments that coordinate with your colour theme. For added Christmas flair, nestle in fresh sprigs of greenery. I love the fresh scent of cedar and pine because it brings the outdoors in.

I like mixing fresh and faux in my decorating. When you hang faux garlands on a banister or fireplace mantel, attach some fresh sprigs of cedar or pine and a few magnolia leaves. You'll have the amazing fragrance of the greenery and the different textures will add interest. Another good spot for those fresh sprigs is above



mirrors in the bathroom. Add a few little ornaments in the colour scheme of your tree and it carries your theme to another room. Adorn your mantel, coffee table or even your office desk with miniature conifer trees. Plant a little sparkle by placing shimmering faux snow around the base of the miniature trees.

Finally, a tall cylinder vase is a great way to display beautiful Christmas cards. Start by placing bright beads or rocks at the bottom of the vase for weight, then place some tall twigs in the vase. Punch a hole in the corner of each card and tie the cards to the twigs with ribbon or raffia. Voilà! You've just created a Christmas card tree.

Transforming your home into a Christmas Wonderland is easy with simple accents that harmonize all the elements of your décor. Keep it simple and let colour flow through your home to create a cheerful ambiance and magic that will delight the senses.

## Captivating Rosemary By Scott Pearce

If you happen to brush just slightly against a rosemary plant, you are immediately captivated by a wonderful fragrance that evokes images of both summer barbecues and winter feasts. An evergreen shrub and popular herb quite often associated with Christmas, sprigs are used to add a distinctive flavour to many traditional dishes and plants are often pruned to topiary shapes used to decorate entryways over the holidays.

Planted in a full sun position, in exceptionally well-drained soil, rosemary is easy to grow, but is considered slightly cold sensitive. To avoid winter damage, plant the hardier upright varieties ('Arp' and 'Madeline Hill' are two choices) and choose a location that can be protected from desiccating winter winds.

Plants purchased as topiaries for the holidays can be displayed indoors for short periods. Take care not to overwater, and move them outdoors after a week or 10 days to a bright location, preferably under cover, until spring, when they can be planted in the garden and snipped all year round for use at your summer barbecues and winter feasts!

Crispy, rosemary potatoes recipe  
[CLICK HERE!](#)



# Nature's Ornaments

By Rob Zieber

When I design a summer planter, I've always been a fan of using Mother Nature's beauty and rarely use anything other than plant material. I use that same logic when creating a festive planter for the holidays – use the abundance of nature.

For the base of the planter I fill at least a two-gallon pot with potting soil. I typically use one bundle of pine and hemlock and two bundles of yellow cedar per planter, then add some variegated boxwood or oregonia for some contrast of colour and texture. Next up are interesting branches, such as red twig dogwood, curly willow or tigerwood. Finally I add the good stuff... nature's ornaments.

The most common berry used in winter arrangements is sparkleberry (*Ilex verticillata*). Gorgeous clusters of red holly berries on

naked stems provide a real punch of colour.

I also like to have some of the less common plants and branches in my arrangements. *Hypericum* (St. John's wort) produces clusters of reddish pink berries that look like little

strawberries on a stick. The berries tolerate cold temperatures, but the leaves do not, so I recommend stripping the leaves if they are going outside. Privet has bluish black berries that resemble a cluster of small grapes. They are especially gorgeous if they get a touch of frost on them.

*Leucadendron strictum* is one of my favourites. The branches look like little clusters of pinecones on a stick. Although it doesn't have berries, *Leucadendron* 'Jester' will impress with its bright pink, cream and green leaves on a single stem. Date palm seeds are gorgeous hanging garlands of berries that resemble small plums. They are available either in amber or a bluish black colour and can tolerate cool weather, though not extended freezing temperatures. My all-time favourite is *Berzelia*, which literally looks like small sprays of glass baubles. The most common variety is apple green, but sometimes it is available in red or black.

Finally, using fruit can supply an extra punch of colour and elegance. Pierce fruit such as green apples, oranges or pomegranates with bamboo skewers (two skewers may be necessary if the fruit is heavy). As with most designs, these are best showcased in groups and in odd numbers (the '1-3-5 Rule') so they have more impact.

Have fun, enjoy the process and revel in the abundance that Mother Nature has to offer.



Date Palm Seeds



Hypericum



Ilex verticillata

The Perfect Gift!


GARDENWORKS

Gift Cards

Available online or at any one of our locations.

GARDENWORKS gift cards make the perfect gift!

Visit our website to order one today.



## Accent Art

This is a wonderful time of year to assess your garden. Is it continuing to give back to you, in visual pleasure? If all you see are daisies and hydrangeas in need of deadheading, consider adding a focal point that will create interest all season long.

Winter is when the lines of your garden, which are of utmost importance in leading the eye to special points of interest, are revealed. Imagine that your eye settles on a beautiful gazing ball nestled among winterberry shrubs, a statue surrounded by rosehips, a bench against a backdrop of soft yews, or an ever-pleasing water feature.

For help in deciding how to focus the beauty in your garden, write [design@gardenworks.ca](mailto:design@gardenworks.ca), (mainland) [pmasyk@gardenworks.ca](mailto:pmasyk@gardenworks.ca) (Island).

By Audrie VanderWerf

# One Stop Holiday Shopping

*Make it easy during the holidays*



## Decorating, entertaining & shopping for gifts are so easy, when you shop at the right place!

Deciding on a gift for a gardener is a cinch, with a great selection of plants and gardening accessories available at any of seven **GARDENWORKS** locations. Fresh holiday decorating essentials are also well represented, from living and fresh cut Christmas trees to fresh holiday greens and colourful poinsettias. Although all stores do have a selection of Christmas décor, **GARDENWORKS** at Mandeville and **GARDENWORKS** on Lougheed Highway, both in Burnaby, really out-do themselves, offering extensive Home Décor departments where you'll find all the things to make your holidays magical!


Entertaining over the holidays is wonderful, especially when you have help from the **Gourmet section** in our Burnaby stores. We carry an array of dips mixes, chillers and bakers that you can serve piping hot from the oven. Your guests will love them.

For the **foodies** on your Christmas list, don't miss out on our wide assortment of **kitchen gadgets**. They make great stocking stuffers, from space-saving collapsible strainers to one-handed can opener. Or why not fill those stockings with gourmet candies from England? **Simpkins flavours** are delicious.

Let's not forget the **children**, who love to receive gifts at Christmas. Our Twilight Turtle

### Chicks, Cheese & Christmas at the GARDENWORKS at Mandeville

Tuesday, Nov. 29, from 6 p.m. to 10 p.m.  
A great girlfriend bonding evening filled with fun, excitement, entertainment, and an amazing holiday decor and gift selection. Visit our website for more information.



nightlight transforms a child's room into a starry sky by projecting the constellations. We have puzzles, sock monkeys and racecar pens, to name just a few things.

Our **bath and beauty** lines will delight the senses. Barefoot Venus is naturally aromatic and made in B.C. Another locally made product is Dream Creams from Salt Spring Island. Is there someone on your list that has trouble sleeping? Give the gift of a restful night with sleeping stones, made with 100% pure essential lavender oil.

Need a **humorous gift** for someone in the office? We have the perfect gift that's not only a tape dispenser but also a memo pad, pen and clip holder. Come in and check it out: it's pretty cute where he sits.

If you're looking for that perfect **girlfriend gift** then you've come to the right place. We have specialty wine and martini glasses and stylish high-heel wine holders and stoppers, not to mention purses, scarves and local artisan jewelry that will satisfy any girlfriend on your list. We also have special gifts for the **guys** on your list, especially if they like golf.

These are just a few highlights of the many delightful treasures that can be found exclusively at our Burnaby locations -**GARDENWORKS** at Mandeville and **GARDENWORKS** on Lougheed Highway. You'll find a visit from anywhere in the lower mainland to be worthwhile! If you're on the Island and plan a trip to the Burnaby side of the pond – take some time to stop by – we'd love to host you! From decorating and entertaining in your home to finding the perfect gift, we can make it easy with just one stop!



# Sweet Winter Fragrances

By Scott Pearce



Witch Hazel



Miniature cyclamen

Winter arrives officially only a week before the New Year,

but winter weather often asserts itself much earlier. And so, by January, many of us are ready to create the illusion that spring is just around the corner. Cheerful flowering plants give the visual clues, but fragrance arouses the strongest memories and emotions and so it is the scent of winter blossoms that are most evocative of spring.

The search for fragrant winter bloomers need not be a desperate one – there are a surprising number of plants, growing either indoors or in the garden, that commonly bloom in January or February. Shrubs include the Himalayan sweet box (*Sarcococca hookeriana humilis*), its fragrant flowers hidden beneath glossy evergreen foliage, witch hazels (*Hamamelis* spp.), with spidery blossoms in shades of yellow, red or orange and a fresh scent that delights passersby, and winter Daphne (*Daphne odora*), which displays perfumed clusters of white blossoms blushed with pink from February through April.

The primroses (*Primula* spp.), so relied upon for relief from dark winter days, feature blooms in almost every colour of the rainbow. Choose those in shades of yellow for both cheerful blossoms and a fragrance that is undeniably evocative of spring.

Starting in January, fragrant hyacinths (*Hyacinthus orientalis*), convinced to bloom a bit early, make an emphatic argument for the arrival of spring. As long as conditions are above freezing, both primroses and hyacinths can be placed in outdoor planters, performing best in an undercover location.

Gardenias (*Gardenia* spp.) are a sophisticated choice for indoors, with perfectly formed white flowers that slowly open to offer a delicious fragrance. Miniature cyclamen (*Cyclamen persicum*), their scented blooms in shades of pink, purple, red and white held above attractive leaves, love cool temperatures, are long lasting and combine well with tropical plants to create attractive indoor planters.

Usher spring indoors early with pink jasmine (*Jasminum polyanthum*), a flowering vine that grows often train along a trellis or hoop. Hundreds of tiny, intensely fragrant blossoms make the extra work worth it, and by the time they are for sale at the garden centre, all the work has been done for you!

Come January, if you find yourself longing for spring, convince yourself of its imminent arrival by introducing a few fragrant winter bloomers to your garden or home. And you know what? Spring IS on the way!

Celebrate the Season!

GARDENWORKS

Christmas Open House

Thursday, November 17

from 6 pm - 9 pm

Be sure to join us all for this special evening, as we unveil this year's holiday decor! Enjoy entertainment, refreshments and festive displays in a delightful holiday atmosphere! 15% off your purchases all day! Visit our website for a listing of unique events planned at each of our stores.



## Homegrown Salad Greens


we make it easy™

Print your special coupon and visit us between  
Nov 22 - Dec 31, 2011 for a

**FREE package of "Mixed Salad" Seeds**

[Click here for details and to get your printable coupon.](#)

OUR  
GIFT TO  
YOU



No purchase necessary

## The "Grinch Tree" Craze

Creating a "Grinch Tree" is a wonderfully whimsical and easy holiday project for all ages. Select and tightly wrap a lemon scented, golden Monterey cypress with florist wire, cover with ribbon, add a bobble to make the tip of the tree bend over, and pot in a decorative pot to match!

